

# pizazz multi•mount®



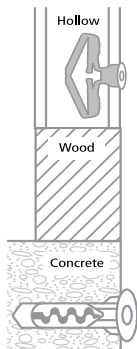
www.pizazzsystems.com

## Panel Capacities

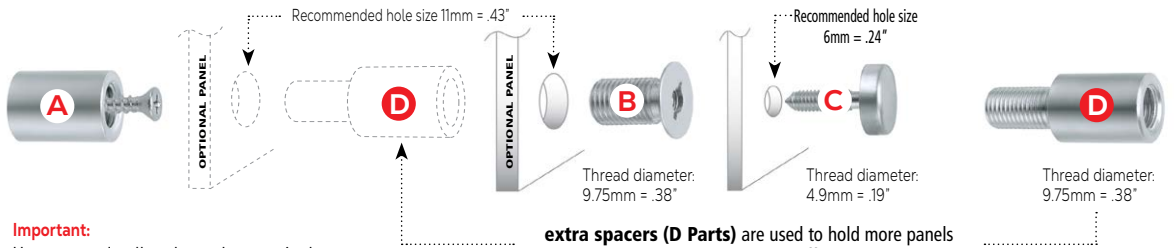
### Aluminium Collection

### Sizes and dimensions

D Parts are also available for all sizes in this range.



The internal back wall of **A Parts** are designed to accommodate the head of an 8 or 9 gauge countersunk screw or bolt.



**Important:**  
Use approved wall anchors when required.

**extra spacers (D Parts)** are used to hold more panels and/or increase the standoff distance.

### A+B+C Parts

### Maximum capacities B Parts

### Maximum capacities C Parts

### Optional extra spacers D Parts

	Metric		Imperial		Metric		Imperial		Metric		Imperial	
<b>Small</b>												
Max load per part	12 kgs		26.4 lbs		10 kgs		22 lbs		12 kgs		26.4 lbs	
Max panel weight	24 kgs		52.8 lbs		20 kgs		44 lbs		24 kgs		52.8 lbs	
Max panel thickness	4mm		.16"		4mm		.16"		4mm		.16"	
<b>Medium</b>												
Max load per part	16 kgs		35.2 lbs		10 kgs		22 lbs		16 kgs		35.2 lbs	
Max panel weight	32 kgs		70.4 lbs		20 kgs		44 lbs		32 kgs		70.4 lbs	
Max panel thickness	8mm		.31"		8mm		.31"		8mm		.31"	
<b>Large</b>												
Max load per part	20 kgs		44 lbs		10 kgs		22 lbs		20 kgs		44 lbs	
Max panel weight	40 kgs		88 lbs		20 kgs		44 lbs		40 kgs		88 lbs	
Max panel thickness	12mm		.47"		10mm		.39"		12mm		.47"	
<b>XL</b>												
Max load per part	24 kgs		52.8 lbs		10 kgs		22 lbs		24 kgs		52.8 lbs	
Max panel weight	48 kgs		105.6 lbs		20 kgs		44 lbs		48 kgs		105.6 lbs	
Max panel thickness	16mm		.63"		12mm		.47"		16mm		.63"	
<b>XXL</b>												
Max load per part	28 kgs		61.6 lbs		10 kgs		22 lbs		28 kgs		61.6 lbs	
Max panel weight	56 kgs		123.2 lbs		20 kgs		44 lbs		56 kgs		123.2 lbs	
Max panel thickness	19mm		.75"		14mm		.55"		19mm		.75"	

### IMPORTANT

- Maximum load per multimount should not exceed the maximum load per B Part.
- Maximum total load should not exceed the maximum panel weight in the B Parts column.
- Maximum panel weight is fixed and does not increase with extra multimounts.

### Installers must ensure that:

- Any of the limits detailed above are not exceeded.
- A Parts are securely fixed using screws or bolts that are strong enough to support the total load.
- When A Parts are mounted on brick, concrete or hollow walls etc then anchors, cavity fasteners, plugs or toggles designed for use with that type of wall are used.

# pizazz multi•mount®

www.pizazzsystems.com

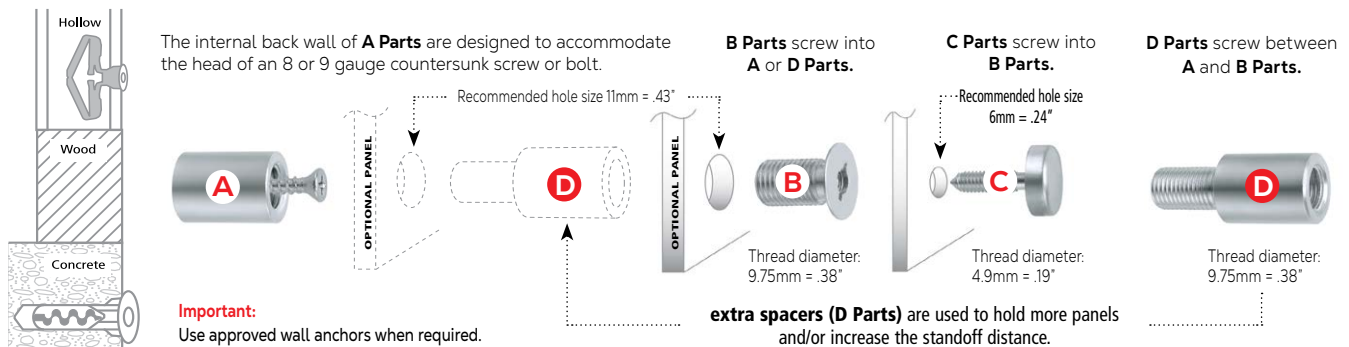



## Panel Capacities

### Hybrid Collection

### Sizes and dimensions

D Parts are also available for all sizes in this range.



A+B+C Parts	Maximum capacities B Parts		Maximum capacities C Parts		Optional extra spacers D Parts	
Small	Metric	Imperial	Metric	Imperial	Metric	Imperial
Max load per part	6 kgs	13.2 lbs	6 kgs	13.2 lbs	6 kgs	13.2 lbs
Max panel weight	12 kgs	26.4 lbs	12 kgs	26.4 lbs	12 kgs	26.4 lbs
Max panel thickness	4mm	.16"	4mm	.16"	4mm	.16"
Medium	Metric	Imperial	Metric	Imperial	Metric	Imperial
Max load per part	8 kgs	17.6 lbs	8 kgs	17.6 lbs	8 kgs	17.6 lbs
Max panel weight	16 kgs	35.2 lbs	16 kgs	35.2 lbs	16 kgs	35.2 lbs
Max panel thickness	8mm	.31"	8mm	.31"	8mm	.31"
Large	Metric	Imperial	Metric	Imperial	Metric	Imperial
Max load per part	10 kgs	22 lbs	10 kgs	22 lbs	10 kgs	22 lbs
Max panel weight	20 kgs	44 lbs	20 kgs	44 lbs	20 kgs	44 lbs
Max panel thickness	12mm	.47"	10mm	.39"	12mm	.47"
XL	Metric	Imperial	Metric	Imperial	Metric	Imperial
Max load per part	10 kgs	22 lbs	10 kgs	22 lbs	10 kgs	22 lbs
Max panel weight	20 kgs	44 lbs	20 kgs	44 lbs	20 kgs	44 lbs
Max panel thickness	16mm	.63"	12mm	.47"	16mm	.63"

#### IMPORTANT

- Maximum load per multimount should not exceed the maximum load per B Part.
- Maximum total load should not exceed the maximum panel weight in the B Parts column.
- Maximum panel weight is fixed and does not increase with extra multimounts.

#### Installers must ensure that:

- Any of the limits detailed above are not exceeded.
- A Parts are securely fixed using screws or bolts that are strong enough to support the total load.
- When A Parts are mounted on brick, concrete or hollow walls etc then anchors, cavity fasteners, plugs or toggles designed for use with that type of wall are used.

# pizazz multi•mount®

www.pizazzsystems.com

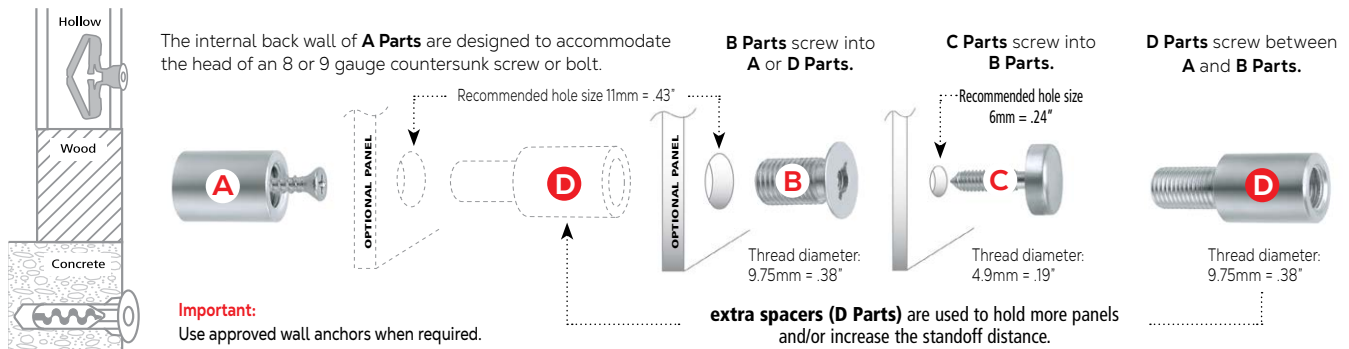


## Panel Capacities

### Resin Collection

### Sizes and dimensions

**D Parts** are also available for all sizes in this range.



A+B+C Parts	Maximum capacities B Parts		Maximum capacities C Parts		Optional extra spacers D Parts	
Small	Metric	Imperial	Metric	Imperial	Metric	Imperial
Max load per part	6 kgs	13.2 lbs	4 kgs	8.8 lbs	6 kgs	13.2 lbs
Max panel weight	12 kgs	26.4 lbs	8 kgs	17.6 lbs	12 kgs	26.4 lbs
Max panel thickness	4mm	.16"	4mm	.16"	4mm	.16"
Medium	Metric	Imperial	Metric	Imperial	Metric	Imperial
Max load per part	8 kgs	17.6 lbs	4 kgs	8.8 lbs	8 kgs	17.6 lbs
Max panel weight	16 kgs	35.2 lbs	8 kgs	17.6 lbs	16 kgs	35.2 lbs
Max panel thickness	8mm	.31"	8mm	.31"	8mm	.31"
Large	Metric	Imperial	Metric	Imperial	Metric	Imperial
Max load per part	10 kgs	22 lbs	4 kgs	8.8 lbs	10 kgs	22 lbs
Max panel weight	20 kgs	44 lbs	8 kgs	17.6 lbs	20 kgs	44 lbs
Max panel thickness	12mm	.47"	10mm	.39"	12mm	.47"

### IMPORTANT

- Maximum load per multimount should not exceed the maximum load per B Part.
- Maximum total load should not exceed the maximum panel weight in the B Parts column.
- Maximum panel weight is fixed and does not increase with extra multimounts.

### Installers must ensure that:

- Any of the limits detailed above are not exceeded.
- A Parts are securely fixed using screws or bolts that are strong enough to support the total load.
- When A Parts are mounted on brick, concrete or hollow walls etc then anchors, cavity fasteners, plugs or toggles designed for use with that type of wall are used.